Sleepers length

SWITCH

60.14.36	2928
60.14.35	2911
60.14.34	2894
60.14.33	2878
60.14.32	2862
60.14.31	2847
60.14.30	2832
60.14.29	2817
60.14.28	2803
60.14.27	2790
60.14.26	2777
60.14.25	2765
60.14.24	2752
60.14.23	2741
60.14.22	2730
60.14.21	2720
60.14.20	2710
60.14.19	2700
60.14.18	2691
60.14.17	2682
60.14.16	2674
60.14.15	2666
60.14.14	2659
60.14.13-MET	2800
60.14.12	2645
60.14.11	2639
60.14.10	2634
60.14.09	2629
60.14.08	2625
60.14.07	2621
60.14.06-MET	2800
60.14.05	2615
60.14.04	2612
60.14.03	2610
60.14.02	2608
60.14.01-MET	2800
Sleeper N°	Length

INTERMEDIATE PART

60.14.68M	3730
60.14.67	3698
60.14.66	3665
60.14.65	3633
60.14.64	3602
60.14.63	3572
60.14.62	3542
60.14.61	3513
60.14.60	3484
60.14.59	3453
60.14.58	3427
60.14.57	3399
60.14.56	3372
60.14.55	3346
60.14.54	3320
60.14.53	3294
60.14.52	3269
60.14.51	3244
60.14.50	3220
60.14.49	3196
60.14.48	3172
60.14.47	3150
60.14.46	3127
60.14.45	3105
60.14.44	3084
60.14.43	3063
60.14.42	3042
60.14.41	3022
60.14.40	3003
60.14.39	2984
60.14.38	2965
60.14.37	2946
Sleeper N°	Length

CROSSING

60.14.93	4693
60.14.92	4650
60.14.91	4608
60.14.90	4565
60.14.89	4523
60.14.89M	4482
60.14.88M	4442
60.14.87M	4402
60.14.86M	4363
60.14.85M	4324
60.14.84M	4286
60.14.83M	4248
60.14.82M	4210
60.14.81M	4173
60.14.80M	4136
60.14.79M-MET	
60.14.78M	4064
60.14.77M	4029
60.14.76M	3994
60.14.75M-MET	
60.14.74M	3925
60.14.73M	3892
60.14.72M	3859
60.14.71M	3826
60.14.70M	3793
60.14.69M	3762
Sleeper N°	Length

Cumuled sleepers spacing

SWITCH

60.14.36	22052	22030
60.14.35	21448	21426
60.14.34	20838	20817
60.14.33	20238	20218
60.14.32	19638	19618
60.14.31	19038	19019
60.14.30	18438	18420
60.14.29	17838	17820
60.14.28	17238	17221
60.14.27	16638	16622
60.14.26	16038	16022
60.14.25	15438	15423
60.14.24	14838	14824
60.14.23	14238	14224
60.14.22	13638	13625
60.14.21	13038	13025
60.14.20	12438	12426
60.14.19	11838	11827
60.14.18	11238	11227
60.14.17	10638	10628
60.14.16	10038	10028
60.14.15	9438	9429
60.14.14	8838	8830
60.14.13-MET	8203	8195
60.14.12	7568	7561
60.14.11	6968	6961
60.14.10	6368	6362
60.14.09	5768	5763
60.14.08	5168	5163
60.14.07	4568	4564
60.14.06-MET	3968	3964
60.14.05	3368	3365
60.14.04	2768	2765
60.14.03	2168	2166
60.14.02	1568	1567
60.14.01-MET	998	997
Sleeper N°	Main line	Diverging line
	Addition of Sleeper space	

INTERMEDIATE PART

60.14.68M	18914	18864
60.14.67	18338	18289
60.14.66	17728	17680
60.14.65	17118	17071
60.14.64	16518	16472
60.14.63	15918	15873
60.14.62	15318	15274
60.14.61	14718	14675
60.14.60	14118	14075
60.14.59	13518	13476
60.14.58	12918	12877
60.14.57	12318	12278
60.14.56	11718	11679
60.14.55	11118	11080
60.14.54	10518	10481
60.14.53	9918	9882
60.14.52	9318	9282
60.14.51	8718	8683
60.14.50	8118	8084
60.14.49	7518	7485
60.14.48	6918	6886
60.14.47	6318	6286
60.14.46	5718	5687
60.14.45	5118	5088
60.14.44	4518	4489
60.14.43	3918	3889
60.14.42	3318	3290
60.14.41	2718	2691
60.14.40	2118	2092
60.14.39	1518	1492
60.14.38	908	883
60.14.37	298	274
Sleeper N°		Diverging line
	Addition of Sleeper space	

CROSSING

60.14.89	12381	12357
60.14.89M	11806	11783
60.14.88M	11230	11209
60.14.87M	10654	10634
60.14.86M	10078	10059
60.14.85M	9502	9484
60.14.84M	8926	8909
60.14.83M	8350	8335
60.14.82M	7774	7760
60.14.81M	7198	7185
60.14.80M	6622	6610
60.14.79M-MET	6046	6035
60.14.78M	5470	5460
60.14.77M	4894	4885
60.14.76M	4318	4310
60.14.75M-MET	3742	3735
60.14.74M	3166	3160
60.14.73M	2590	2586
60.14.72M	2014	2011
60.14.71M	1438	1436
60.14.70M	862	861
60.14.69M	286	286
Sleeper N°	Main line	Diverging line
	Addition of Sleeper space	

ORDINATE BETWEEN RUNNING
LINE OF THE STOCK-RAILS

SLEEPERS SPACING

SLEEPERS NUMBER

N° AXIS	60.14.01-MET	60.14.02	60.14.03	60.14.04	60.14.05	60.14.06	60.14.07	60.14.08	60.14.09-MET	60.14.10	60.14.11	60.14.12	60.14.13	60.14.14	60.14.15	60.14.16	60.14.17	60.14.18-MET	60.14.19	60.14.20	60.14.21	60.14.22	60.14.23	60.14.24	60.14.
LH	Metallic bearer MET ALSTOM	IBAV60-358-F 60SE124		IBAV 60-855-F (2 rollers) 60SE3132	IBAV60-358-F 60SE124	Metallic bearer MET ALSTOM	IBAV60-358-F 60SE124	IBAV 60-855-F (1 roller) 60SE3132	IBAV60-358-F 60SE124			IBAV 60-855-F (1 roller) 60SE3132	Metallic bearer MET ALSTOM	IBAV60-358-F 60SE124			IBAV 60-855-F (1 roller) 60SE3132	IBAV60-358-F 60SE124			IBAV 60-855-F (1 roller) 60SE3132	IBAV60-358-F 60SE124			
RH																									

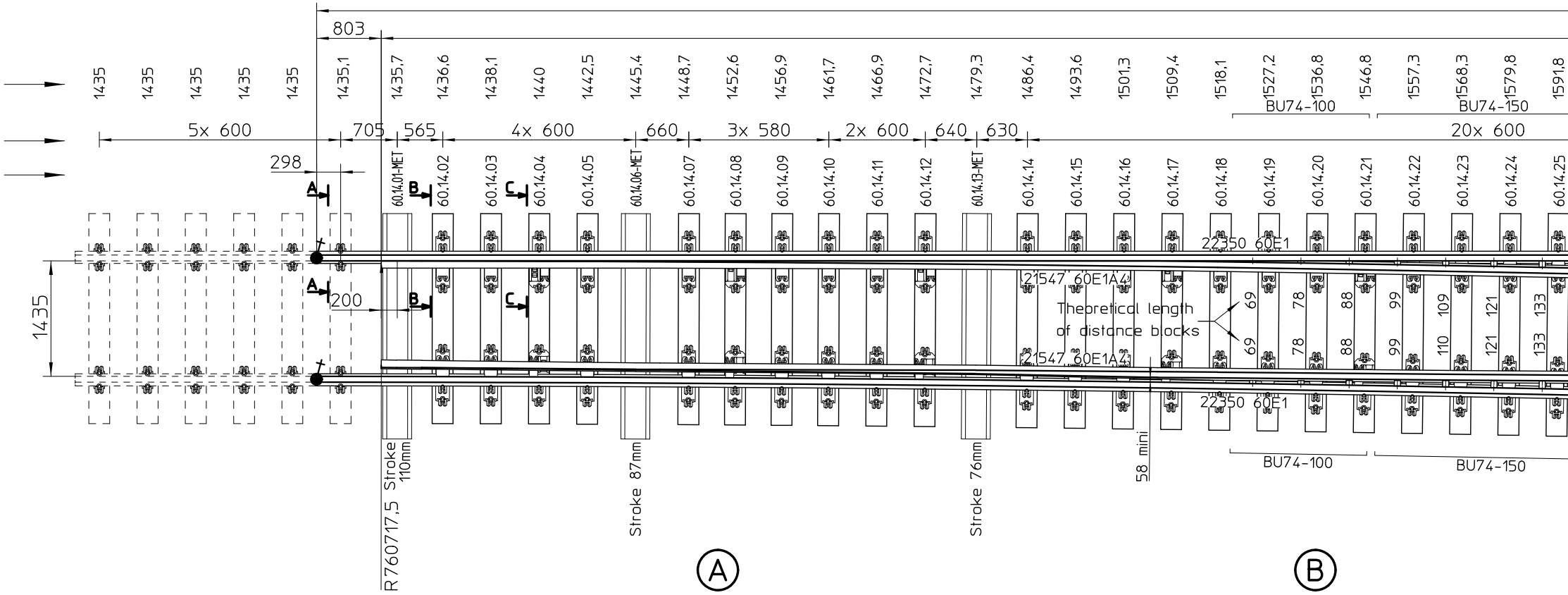
803
1435 1435 1435 1435 1435 1435,1 1435,7 1436,6 1438,1 1440 1442,5 1445,4 1448,7 1452,6 1456,9 1461,7 1466,9 1472,7 1479,3 1486,4 1493,6 1501,3 1509,4 1518,1 1527,2 1536,8 1546,8 1557,3 1568,3 1579,8 1591,8
BU74-100
BU74-150
5x 600
705
565
4x 600
660
3x 580
2x 600
640
630
20x 600
298
200
A
B
C
60.14.01-MET 60.14.02 60.14.03 60.14.04 60.14.05 60.14.06-MET 60.14.07 60.14.08 60.14.09 60.14.10 60.14.11 60.14.12 60.14.13-MET 60.14.14 60.14.15 60.14.16 60.14.17 60.14.18 60.14.19 60.14.20 60.14.21 60.14.22 60.14.23 60.14.24 60.14.25
1435
22350 60E1
21547 60E1A4
Theoretical length of distance blocks
69 78 88 99 109 121 133
69 78 88 99 110 121 133
58 mini
Stroke 110mm
R760717,5
Stroke 87mm
Stroke 76mm
BU74-100
BU74-150

A

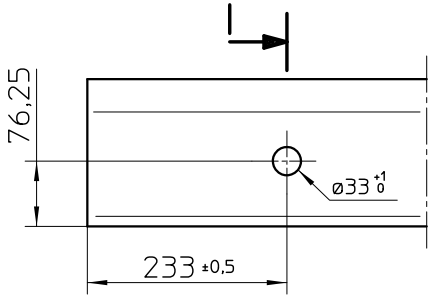
I
76,25
ø33 +1 0
233 ±0,5

I-I

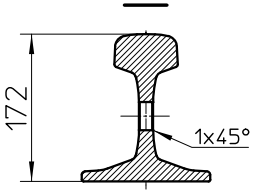

B

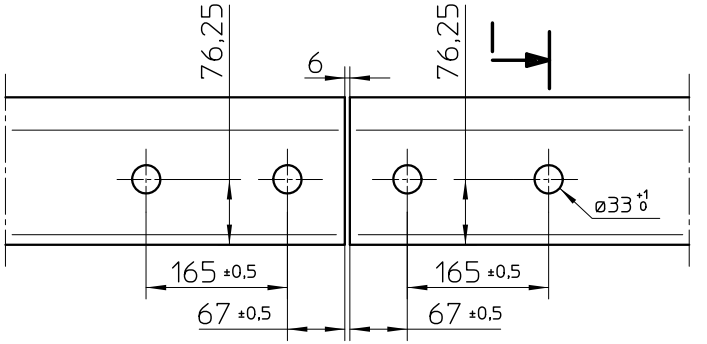
76,25
6
76,25
I
ø33 +1 0
165 ±0,5
67 ±0,5
165 ±0,5
67 ±0,5

25	60.14.26	60.14.27	60.14.28	60.14.29	60.14.30	60.14.31	60.14.32	60.14.33	60.14.34	60.14.35	60.14.36	60.14.37	60.14.38	60.14.39	60.14.40	60.14.41	60.14.42	60.14.43	60.14.44	60.14.45	60.14.46	60.14.47	60.14.48	60.14.49	60.14.50	60.14.51	60.14.52	60.14.53	60.14.54	60.14.55
		IBAV60-359-F 60SE125		60HC571L 60SE126	60HC572L 60SE126	60HC573L 60SE126	60HC574L 60SE615	60HC575L 60SE615	60HC576L 60SE615	60HC577L 60SE615	60SD892L 60SE616	Fastclip FC1501 / e-clip e2039-1						Fastclip FC1501												
				60HC571R 60SE126	60HC572R 60SE126	60HC573R 60SE126	60HC574R 60SE615	60HC575R 60SE615	60HC576R 60SE615	60HC577R 60SE615	60SD892R 60SE616																			

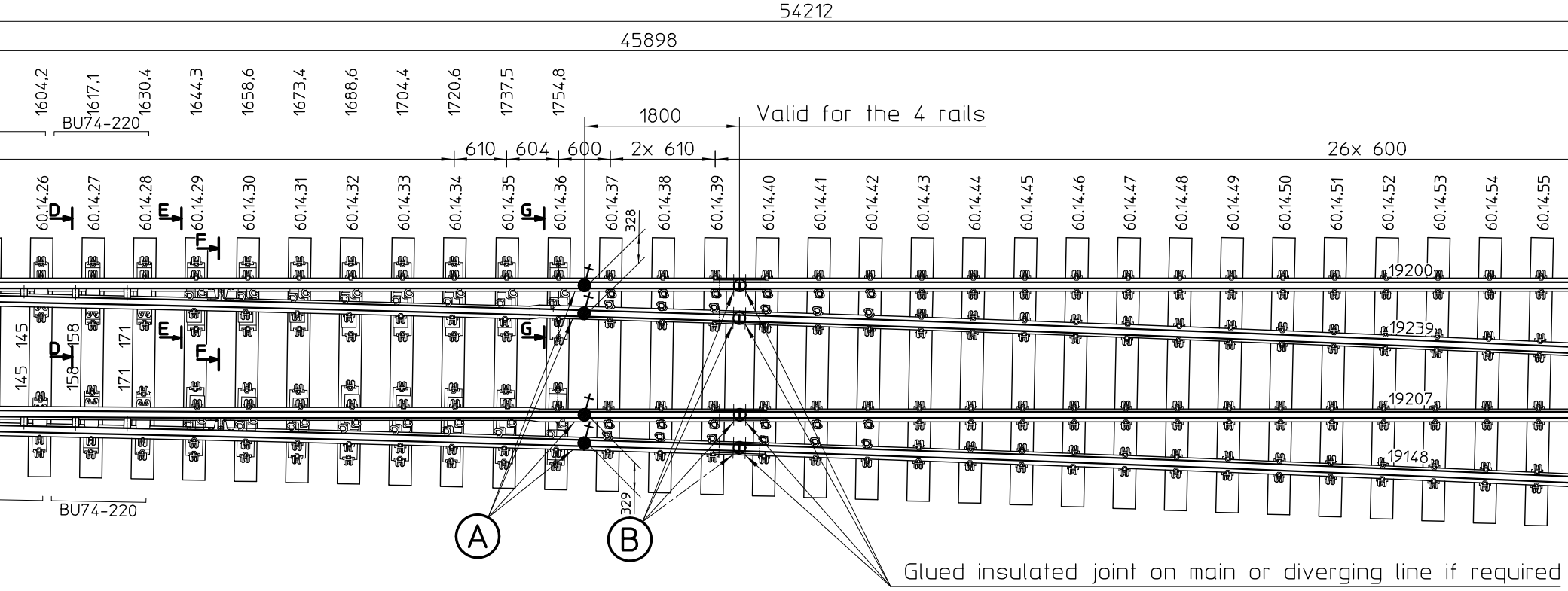
54212
45898
1604,2
1617,1
1630,4
1644,3
1658,6
1673,4
1688,6
1704,4
1720,6
1737,5
1754,8
BU74-220
1800
610
604
600
2x 610
26x 600
60.14.26
60.14.27
60.14.28
60.14.29
60.14.30
60.14.31
60.14.32
60.14.33
60.14.34
60.14.35
60.14.36
60.14.37
60.14.38
60.14.39
60.14.40
60.14.41
60.14.42
60.14.43
60.14.44
60.14.45
60.14.46
60.14.47
60.14.48
60.14.49
60.14.50
60.14.51
60.14.52
60.14.53
60.14.54
60.14.55
D
E
F
G
328
145
158
171
145
158
171
D
E
F
G
19200
19239
19207
19148
329
BU74-220
A
B

Valid for the 4 rails

Glued insulated joint on main or diverging line if required

Direct fastening on concrete sleeper with 2 Fastclip FC 1501, 2 sidepost insulators 7975 and 2 toe insulators 8494 on a 10mm rail pad

Other fastenings are Pandrol type e2039-1

● Aluminothermic welding

I H G F

60.14.56	60.14.57	60.14.58	60.14.59	60.14.60	60.14.61	60.14.62	60.14.63	60.14.64	60.14.65	60.14.66	60.14.67	60.14.68M	60.14.69M	60.14.70M	60.14.71M	60.14.72M	60.14.73M	60.14.74M	60.14.75-MET	60.14.76M	60.14.77M	60.14.78M	60.14.79-MET	60.14.80M	60.14.81M	60.14.82M	60.14.83M	60.14.84M	60.14.85M	60.14.86M	60.14.87M	60.14.88M	60.14.89M	60.14.89
												Fastclip FC1501							Metallic bearer MET ALSTOM	Fastclip FC1501			Metallic bearer MET ALSTOM	Fastclip FC1501										
												Fastclip FC1501 e-clip e2039-1			Fastclip FC1501 e-clip e2039-1 60SE167	Fastclip FC1501 e-clip e2039-1 60SE172	Fastclip FC1501 e-clip e2039-1 60SE176	Fastclip FC1501 60SE128		Fastclip FC1501 60SE128		60P2356* 60SE163		60P2357* 60SE163	60P2358* 60SE163	60P2359* 60SE3134	60P2360* 60SE3134	60P2361* 60SE164	60P2362* 60SE164	60P2355 60SE163/60SE163/60SE3134			60P2363 60SE163	Fastclip e-clip e
												Fastclip FC1501								Fastclip FC1501				Fastclip FC1501										

(*) 60P ... L for left hand turnout / 60P ... R for right hand turnout

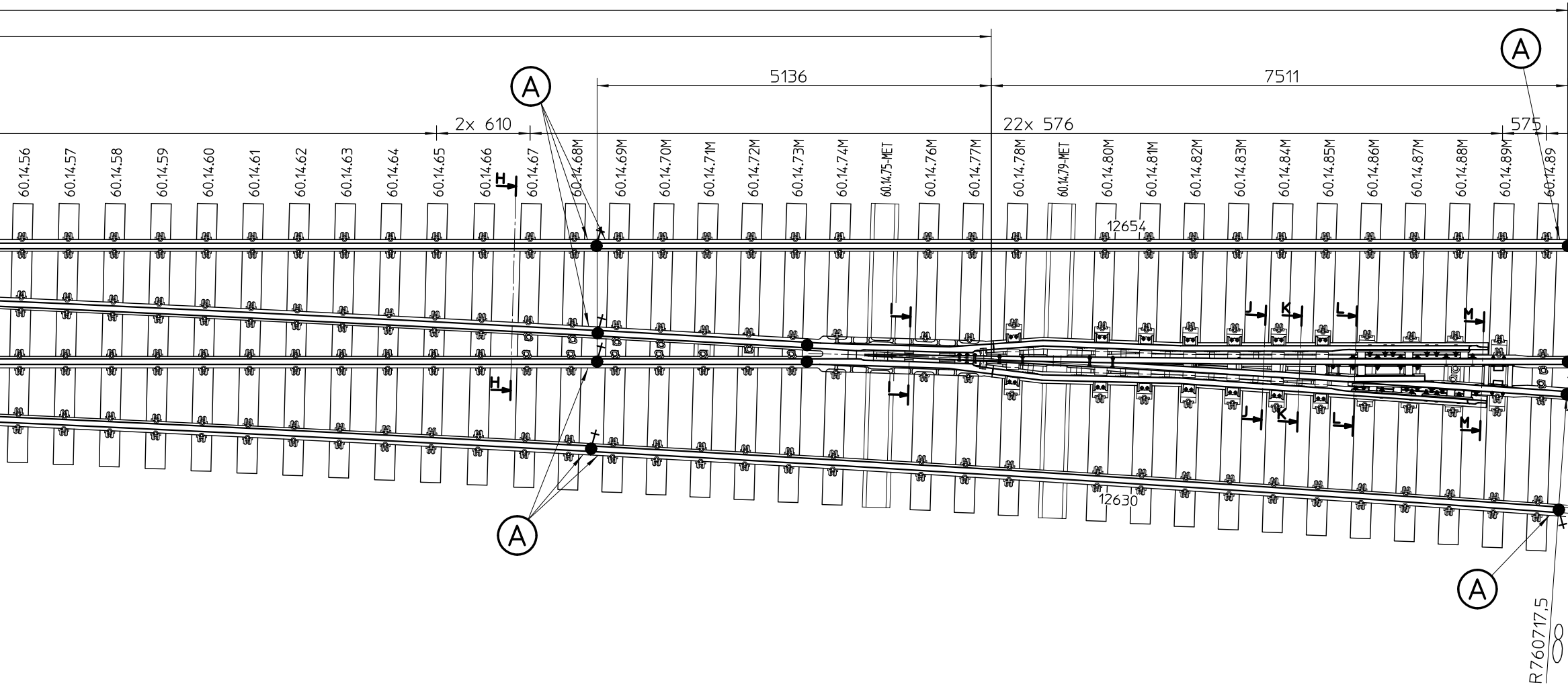
A
5136
7511
2x 610
22x 576
575
60.14.56
60.14.57
60.14.58
60.14.59
60.14.60
60.14.61
60.14.62
60.14.63
60.14.64
60.14.65
60.14.66
60.14.67
60.14.68M
60.14.69M
60.14.70M
60.14.71M
60.14.72M
60.14.73M
60.14.74M
60.14.75-MET
60.14.76M
60.14.77M
60.14.78M
60.14.79-MET
60.14.80M
60.14.81M
60.14.82M
60.14.83M
60.14.84M
60.14.85M
60.14.86M
60.14.87M
60.14.88M
60.14.89M
60.14.89
H
I
J
K
L
M
12654
12630
A
A
A
R760717,5
∞

I H G F

60.14.90	60.14.91	60.14.92	60.14.93	60.14.94
FC1501 2039-1	Fastclip FC1501			

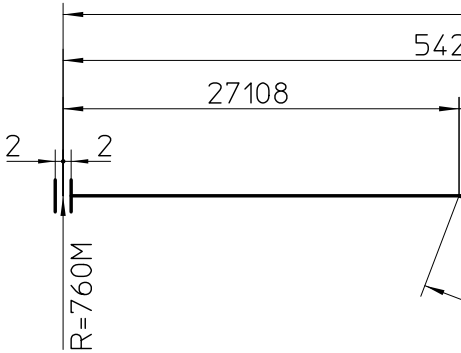

542
27108
2
2
R=760M

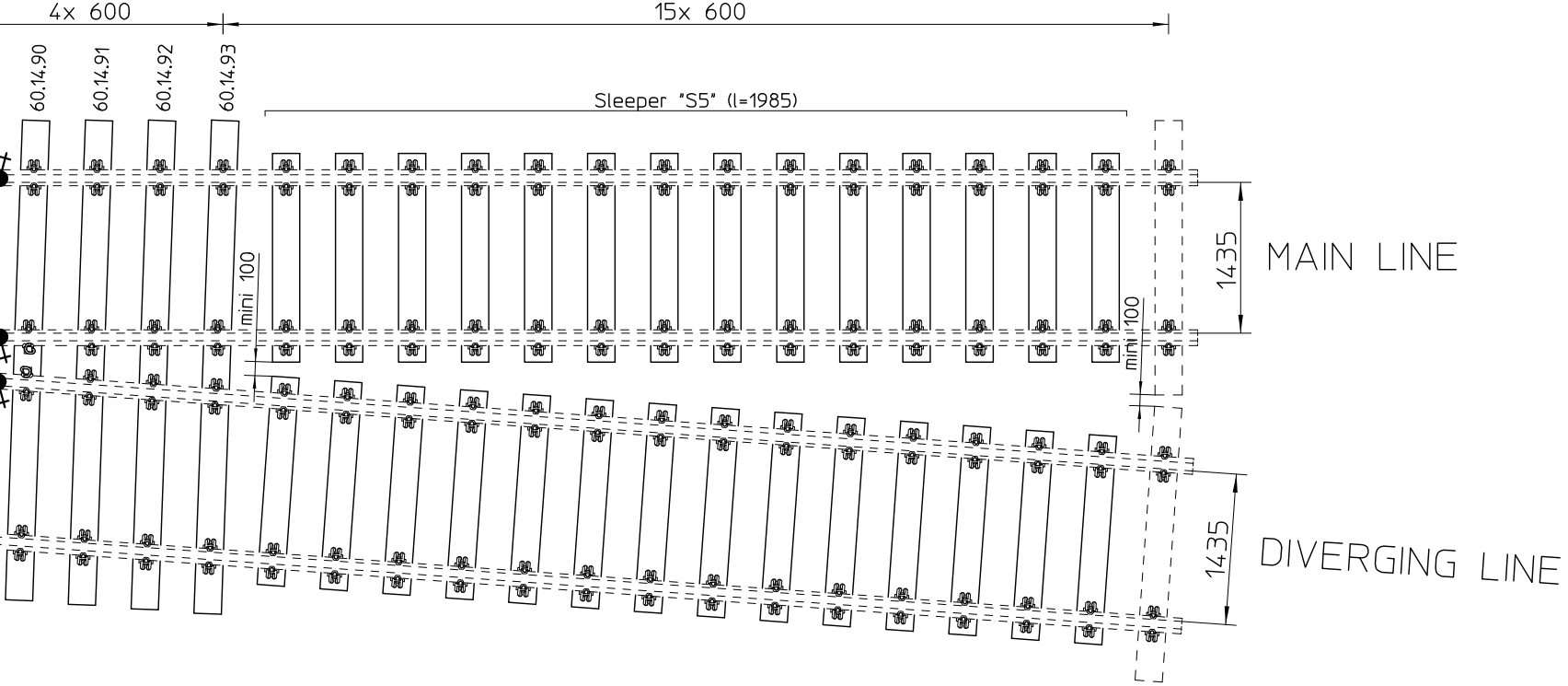

4x 600
15x 600
60.14.90
60.14.91
60.14.92
60.14.93
Sleeper "S5" (l=1985)
mini 100
mini 100
1435
MAIN LINE
1435
DIVERGING LINE

NOTE :

- The drawing schows a righ
  turnout is symmetrical
- For sections, see drawing

THIS DRAWING IS CONFIDENTIAL AND COPYRIGHT OF Vossloh Cogifer

Type of rail	TRACK GAUGE
60E1 60E1A4	TURNOUT Tg 1/14

Lang: ENG	Name	Date	Register
Drawn	CGA	29-11-11	BC0722
Modified	CGA	11-01-12	BM3374
Checked	EZM	23-02-12	Status
Approved	BER	23-02-12	MANUF

	Scale	Units
	1:50	mm

Axles scheme

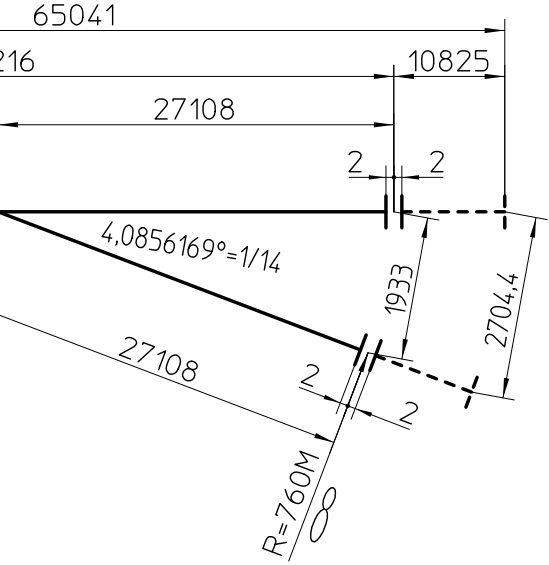
65041
216
10825
27108
2
2
4,0856169°=1/14
1933
2704,4
27108
2
2
R=760M
∞

nt hand turnout. The left hand

N° 6.399.10013

And may not be reproduced in any form whatsoever without the formal consent of Vossloh Cogifer

1435 - RAIL 60E1 - LAYING 1/20
R=760M WITH SWING NOSE CROSSING
GENERAL LAYOUT

vossloh
COGIFER

620010132	Rev	Folio
	1	1/1