CUMULED SLEEPERSSPACING

Svilleplassering

Slipersmåtten är satta på slipers mitt på utsida rälfot

ORDINATE BETWEEN RUNNING LINE OF THE STOCK-RAILS
KJØREKANTAVSTAND MELLOM STOKKSKINNENE OG KJØRESKINNENE

SLEEPERSSPACING/ *SVILLEDELING*

SLEEPERSNUMBER/ *SVILLENUMMER*

SWITCH

TUNGEPARTI

60.14.29	17839	17819
60.14.28	17239	17220
60.14.27	16639	16620
60.14.26	16039	16021
60.14.25	15439	15422
60.14.24	14839	14822
60.14.23	14239	14223
60.14.22	13639	13624
60.14.21	13039	13024
60.14.20	12439	12425
60.14.19	11839	11826
60.14.18	11239	11226
60.14.17	10639	10627
60.14.16	10039	10028
60.14.15	9439	9428
60.14.14	8839	8829
60.14.13-MET	8209	8200
60.14.12	7569	7560
60.14.11	6969	6961
60.14.10	6368	6361
60.14.09	5768	5762
60.14.08	5168	5163
60.14.07	4628	4623
60.14.06-MET	3968	3964
60.14.05	3368	3365
60.14.04	2768	2765
60.14.03	2168	2166
60.14.02	1568	1566
60.14.01-MET	1003	1003
Sleeper n° *Sville nr.*	Main line *HV/VH RETT*	Diverging line *HH/VV AVVIK*
	Addition of Sleeper space *Kumulert svillledeling*	

60.14.36	22054	22028
60.14.35	21450	21425
60.14.34	20840	20815
60.14.33	20240	20216
60.14.32	19640	19617
60.14.31	19039	19018
60.14.30	18439	18418
Sleeper n° *Sville nr.*	Main line *HV/VH RETT*	Diverging line *HH/VV AVVIK*
	Addition of Sleeper space *Kumulert svilledeling*	

INTERMEDIATE PART

MIDTPARTI

60.14.66	17731	17680
60.14.65	17121	17071
60.14.64	16521	16472
60.14.63	15921	15873
60.14.62	15321	15274
60.14.61	14721	14675
60.14.60	14121	14076
60.14.59	13521	13477
60.14.58	12921	12878
60.14.57	12321	12279
60.14.56	11721	11680
60.14.55	11121	11081
60.14.54	10521	10482
60.14.53	9921	9883
60.14.52	9320	9283
60.14.51	8720	8684
60.14.50	8120	8085
60.14.49	7520	7486
60.14.48	6920	6887
60.14.47	6320	6288
60.14.46	5720	5688
60.14.45	5120	5089
60.14.44	4520	4490
60.14.43	3920	3891
60.14.42	3320	3292
60.14.41	2720	2692
60.14.40	2120	2093
60.14.39	1520	1494
60.14.38	910	885
60.14.37	300	276
Sleeper n° *Sville nr.*	Main line *HV/VH RETT*	Diverging line *HH/VV AVVIK*
	Addition of Sleeper space *Kumulert svilledeling*	

CROSSING

KRYSSPARTI

60.14.89	13559	13530
60.14.88	12972	12947
60.14.87	12386	12362
60.14.86	11799	11777
60.14.85	11213	11192
60.14.84	10608	10588
60.14.83	10003	9984
60.14.82	9398	9380
60.14.81	8793	8777
60.14.80	8187	8173
60.14.79	7582	7569
60.14.78	6977	6965
60.14.77	6372	6362
60.14.76	5767	5758
60.14.75	5162	5154
60.14.74	4557	4550
60.14.73	3952	3946
60.14.72	3347	3342
60.14.71	2742	2738
60.14.70	2137	2134
60.14.69	1532	1531
60.14.68	927	927
60.14.67	311	312
Sleeper n° *Sville nr.*	Main line *HV/VH RETT*	Diverging line *HH/VV AVVIK*
	Sleeper space *Kumulert svilledeling*	

BEHIND CROSSING

ETTER KRYSSPARTI

Straight track in diverging line
Rettspor i avviksspor etter BKS

60.14.93	2127	2126
60.14.92	1527	1526
60.14.91	927	926
60.14.90	327	326
Sleeper n° *Sville nr.*	Main line *HV/VH RETT*	Diverging line *HH/VV AVVIK*
	Addition of Sleeper space *Kumulert svilledeling*	

Radius in diverging line
Radie i avviksspor etter BKS

60.14.93	2092	2086
60.14.92	1509	1505
60.14.91	921	918
60.14.90	327	325
Sleeper n° *Sville nr.*	Main line *HV/VH RETT*	Diverging line *HH/VV AVVIK*
	Addition of Sleeper space *Kumulert svilledeling*	

Sleeper N° *Sville nr.*	Le
60.14.01-MET	
60.14.02	
60.14.03	
60.14.04	
60.14.05	
60.14.06-MET	
60.14.07	
60.14.08	
60.14.09	
60.14.10	
60.14.11	
60.14.12	

V U T

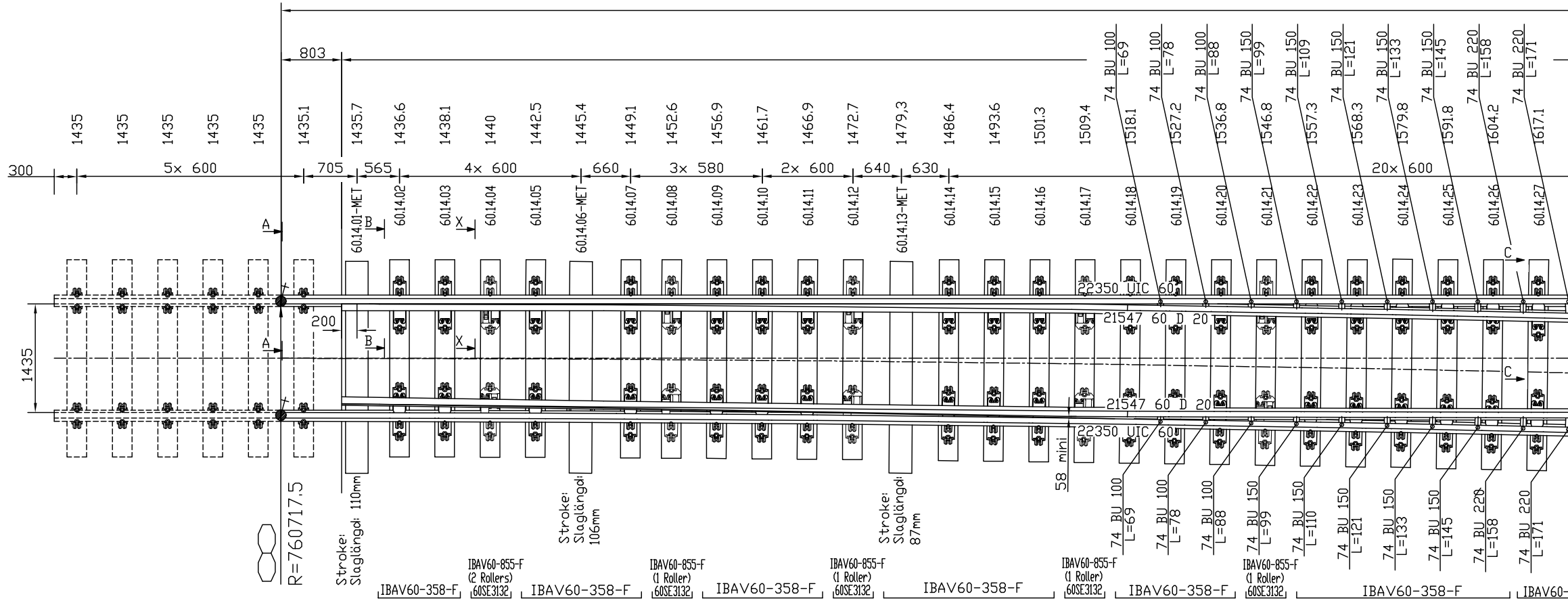
803
74 BU 100 L=69
74 BU 100 L=78
74 BU 100 L=88
74 BU 150 L=99
74 BU 150 L=109
74 BU 150 L=121
74 BU 150 L=133
74 BU 150 L=145
74 BU 220 L=158
74 BU 220 L=171
1435
1435
1435
1435
1435
1435.1
1435.7
1436.6
1438.1
1440
1442.5
1445.4
1449.1
1452.6
1456.9
1461.7
1466.9
1472.7
1479,3
1486.4
1493.6
1501.3
1509.4
1518.1
1527.2
1536.8
1546.8
1557.3
1568.3
1579.8
1591.8
1604.2
1617.1
300
5x 600
705
565
4x 600
660
3x 580
2x 600
640
630
20x 600
60.14.01-MET
60.14.02
60.14.03
60.14.04
60.14.05
60.14.06-MET
60.14.07
60.14.08
60.14.09
60.14.10
60.14.11
60.14.12
60.14.13-MET
60.14.14
60.14.15
60.14.16
60.14.17
60.14.18
60.14.19
60.14.20
60.14.21
60.14.22
60.14.23
60.14.24
60.14.25
60.14.26
60.14.27
A
B
X
C
22350 UIC 60
21547 60 D 20
200
1435
21547 60 D 20
22350 UIC 60
58 mini
R=760717.5
Stroke: Slaglängd: 110mm
Stroke: Slaglängd: 106mm
Stroke: Slaglängd: 87mm
74 BU 100 L=69
74 BU 100 L=78
74 BU 100 L=88
74 BU 150 L=99
74 BU 150 L=110
74 BU 150 L=121
74 BU 150 L=133
74 BU 150 L=145
74 BU 220 L=158
74 BU 220 L=171
IBAV60-358-F
IBAV60-855-F (2 Rollers) 60SE3132
IBAV60-358-F
IBAV60-855-F (1 Roller) 60SE3132
IBAV60-358-F
IBAV60-855-F (1 Roller) 60SE3132
IBAV60-358-F
IBAV60-855-F (1 Roller) 60SE3132
IBAV60-358-F
IBAV60-855-F (1 Roller) 60SE3132
IBAV60-358-F
IBAV60-

nght of sleepers *Svillelengde*
L= 2800 MM
L= 2608 MM
L= 2610 MM
L= 2612 MM
L= 2615 MM
L= 2800 MM
L= 2621 MM
L= 2625 MM
L= 2629 MM
L= 2634 MM
L= 2639 MM
L= 2645 MM

Sleeper N° *Sville nr.*	Lenght of sleepers *Svillelengde*
60.14.13-MET	L= 2800 MM
60.14.14	L= 2659 MM
60.14.15	L= 2666 MM
60.14.16	L= 2674 MM
60.14.17	L= 2682 MM
60.14.18	L= 2691 MM
60.14.19	L= 2700 MM
60.14.20	L= 2710 MM
60.14.21	L= 2720 MM
60.14.22	L= 2730 MM
60.14.23	L= 2741 MM
60.14.24	L= 2752 MM
60.14.25	L= 2765 MM

Sleeper N° *Sville nr.*	Lenght of sleepers *Svillelengde*
60.14.26	L= 2777 MM
60.14.27	L= 2790 MM
60.14.28	L= 2803 MM
60.14.29	L= 2817 MM
60.14.30	L= 2832 MM
60.14.31	L= 2847 MM
60.14.32	L= 2862 MM
60.14.33	L= 2878 MM
60.14.34	L= 2894 MM
60.14.35	L= 2911 MM
60.14.36	L= 2928 MM
60.14.37	L= 2946 MM
60.14.38	L= 2965 MM

Sleeper N° *Sville nr.*	Lenght of sleepers *Svillelengde*
60.14.39	L= 2984 MM
60.14.40	L= 3003 MM
60.14.41	L= 3022 MM
60.14.42	L= 3042 MM
60.14.43	L= 3063 MM
60.14.44	L= 3084 MM
60.14.45	L= 3105 MM
60.14.46	L= 3127 MM
60.14.47	L= 3150 MM
60.14.48	L= 3172 MM
60.14.49	L= 3196 MM
60.14.50	L= 3220 MM
60.14.51	L= 3244 MM

Sleeper N° *Sville nr.*	Lenght of sleepers *Svillelengde*
60.14.52	L= 3269 MM
60.14.53	L= 3294 MM
60.14.54	L= 3320 MM
60.14.55	L= 3346 MM
60.14.56	L= 3372 MM
60.14.57	L= 3399 MM
60.14.58	L= 3427 MM
60.14.59	L= 3453 MM
60.14.60	L= 3484 MM
60.14.61	L= 3513 MM
60.14.62	L= 3542 MM
60.14.63	L= 3572 MM
60.14.64	L= 3602 MM

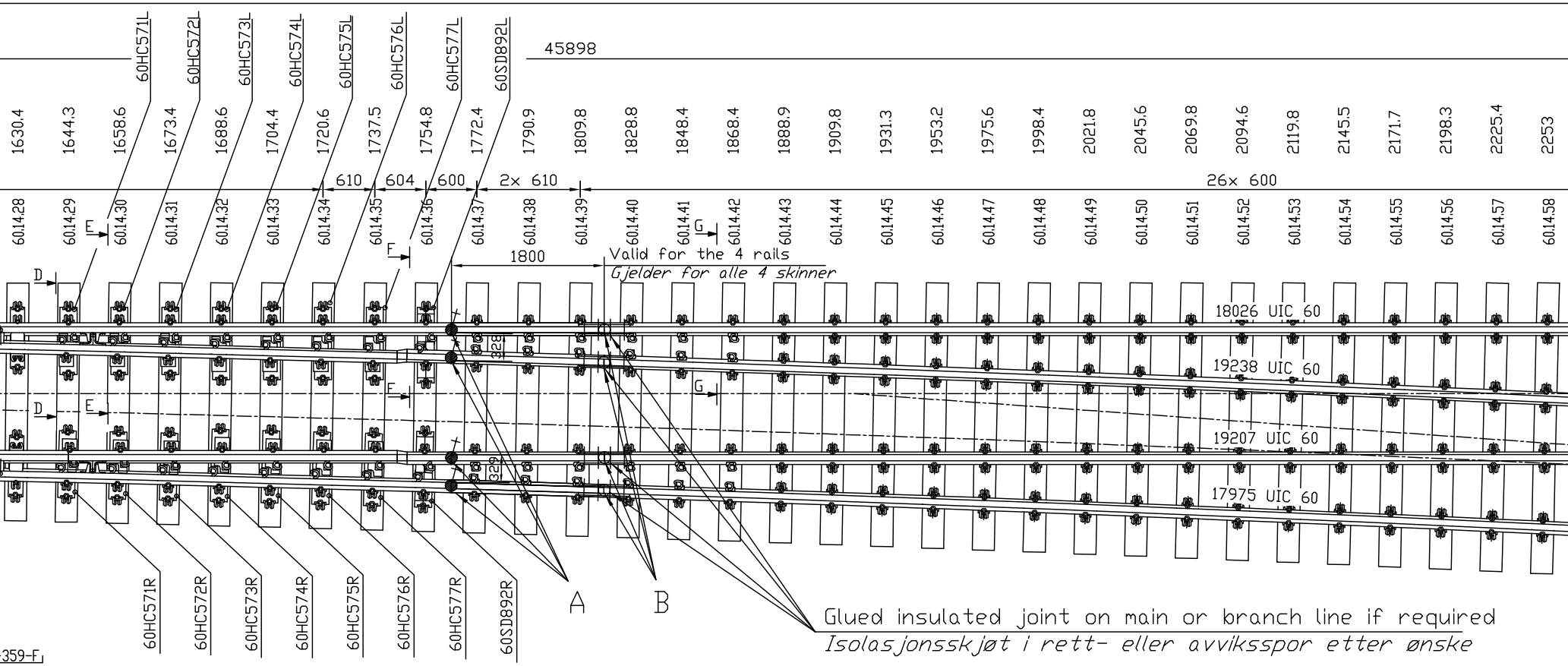
54212
45898
60HC571L
60HC572L
60HC573L
60HC574L
60HC575L
60HC576L
60HC577L
60SD892L
1630.4
1644.3
1658.6
1673.4
1688.6
1704.4
1720.6
1737.5
1754.8
1772.4
1790.9
1809.8
1828.8
1848.4
1868.4
1888.9
1909.8
1931.3
1953.2
1975.6
1998.4
2021.8
2045.6
2069.8
2094.6
2119.8
2145.5
2171.7
2198.3
2225.4
2253
610
604
600
2× 610
26× 600
60.14.28
60.14.29
60.14.30
60.14.31
60.14.32
60.14.33
60.14.34
60.14.35
60.14.36
60.14.37
60.14.38
60.14.39
60.14.40
60.14.41
60.14.42
60.14.43
60.14.44
60.14.45
60.14.46
60.14.47
60.14.48
60.14.49
60.14.50
60.14.51
60.14.52
60.14.53
60.14.54
60.14.55
60.14.56
60.14.57
60.14.58
D
E
F
G
1800
Valid for the 4 rails
Gjelder for alle 4 skinner
18026 UIC 60
19238 UIC 60
19207 UIC 60
17975 UIC 60
328
329
60HC571R
60HC572R
60HC573R
60HC574R
60HC575R
60HC576R
60HC577R
60SD892R
A
B
Glued insulated joint on main or branch line if required
Isolasjonsskjøt i rett- eller avviksspor etter ønske
359-F

Sleeper N° *Sville nr.*	Lenght of sleepers *Svillelengde*
60.14.65	L= 3633 MM
60.14.66	L= 3665 MM
60.14.67	L= 3698 MM
60.14.68	L= 3730 MM
60.14.69	L= 3765 MM
60.14.70	L= 3798 MM
60.14.71	L= 3832 MM
60.14.72	L= 3867 MM
60.14.73	L= 3902 MM
60.14.74	L= 3937 MM
60.14.75	L= 3974 MM
60.14.76	L= 4011 MM
60.14.77	L= 4048 MM

Sleeper N° *Sville nr.*	Lenght of sleepers *Svillelengde*
60.14.78	L= 4085 MM
60.14.79	L= 4123 MM
60.14.80	L= 4162 MM
60.14.81	L= 4201 MM
60.14.82	L= 4240 MM
60.14.83	L= 4279 MM
60.14.84	L= 4319 MM
60.14.85	L= 4360 MM
60.14.86	L= 4401 MM
60.14.87	L= 4442 MM
60.14.88	L= 4484 MM
60.14.89	L= 4523 MM
60.14.90	L= 4565 MM

Sleeper N° *Sville nr.*	Lenght of sleepers *Svillelengde*
60.14.91	L= 4608 MM
60.14.92	L= 4650 MM
60.14.93	L= 4693 MM

Veksel Tu

Axles

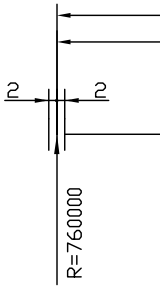

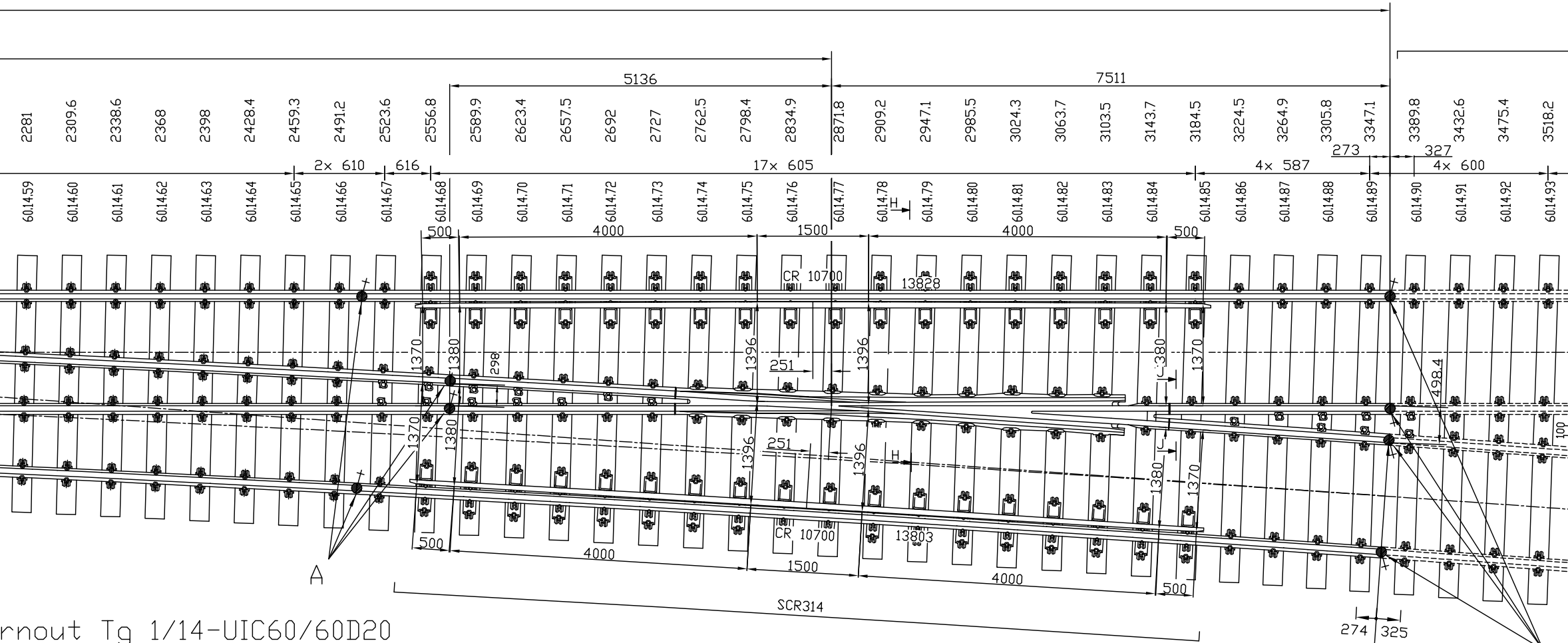
5136
7511
2281
2309.6
2338.6
2368
2398
2428.4
2459.3
2491.2
2523.6
2556.8
2589.9
2623.4
2657.5
2692
2727
2762.5
2798.4
2834.9
2871.8
2909.2
2947.1
2985.5
3024.3
3063.7
3103.5
3143.7
3184.5
3224.5
3264.9
3305.8
3347.1
3389.8
3432.6
3475.4
3518.2
273
327
2× 610
616
17× 605
4× 587
4× 600
60.14.59
60.14.60
60.14.61
60.14.62
60.14.63
60.14.64
60.14.65
60.14.66
60.14.67
60.14.68
60.14.69
60.14.70
60.14.71
60.14.72
60.14.73
60.14.74
60.14.75
60.14.76
60.14.77
60.14.78
60.14.79
60.14.80
60.14.81
60.14.82
60.14.83
60.14.84
60.14.85
60.14.86
60.14.87
60.14.88
60.14.89
60.14.90
60.14.91
60.14.92
60.14.93
H
500
4000
1500
4000
500
CR 10700
13828
1370
1380
298
1396
251
1396
1380
1370
498.4
100
1370
1380
1396
251
1396
H
1380
1370
CR 10700
13803
500
4000
1500
4000
500
A
SCR314
274
325
A
R=760717.5

rnout Tg 1/14-UIC60/60D20

scheme *Geometrisk skisse*

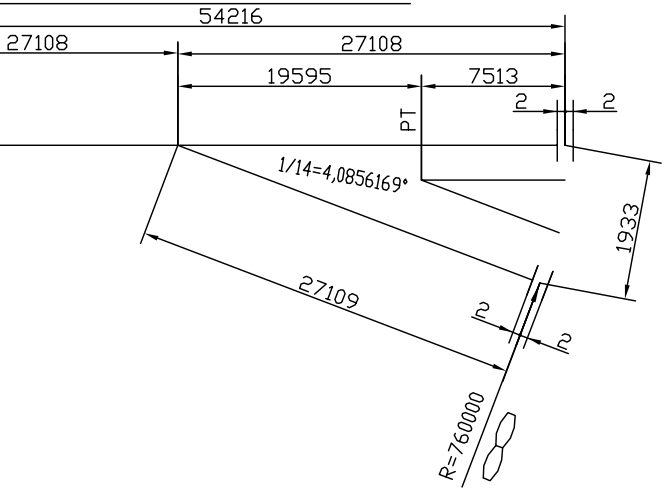
54216
27108
27108
19595
7513
2
2
PT
1/14=4,0856169°
1933
27109
2
2
R=760000

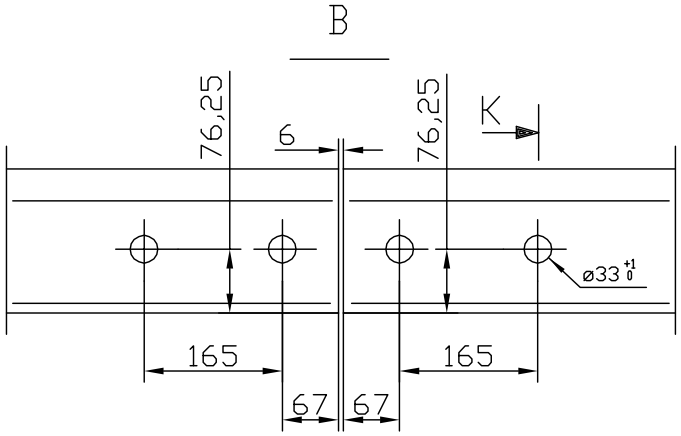
B
76,25
6
76,25
K
ø33 +1 0
165
165
67
67

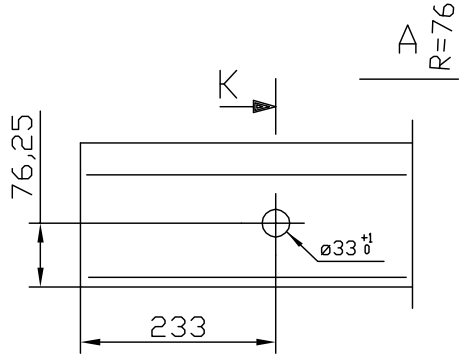
A
K
76,25
ø33 +1 0
233

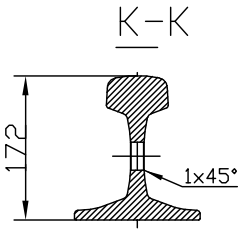

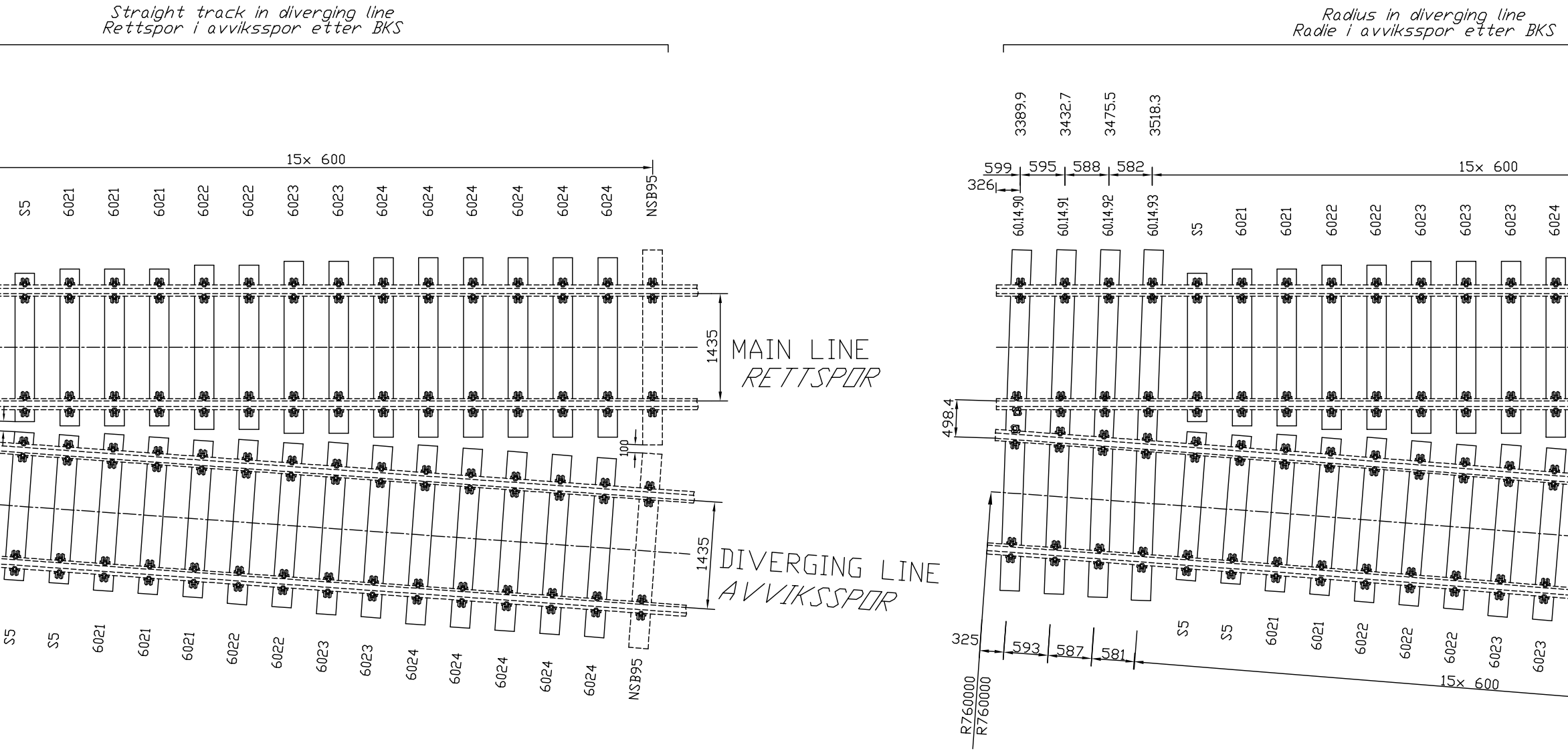
Straight track in diverging line
Rettspor i avvikspor etter BKS
Radius in diverging line
Radie i avvikspor etter BKS
15× 600
S5
6021
6021
6021
6022
6022
6023
6023
6024
6024
6024
6024
6024
6024
NSB95
1435
MAIN LINE
RETTSPOR
100
1435
DIVERGING LINE
AVVIKSSPOR
S5
S5
6021
6021
6021
6022
6022
6023
6023
6024
6024
6024
6024
6024
NSB95
3389,9
3432,7
3475,5
3518,3
599
595
588
582
326
15× 600
60.14.90
60.14.91
60.14.92
60.14.93
S5
6021
6021
6022
6022
6023
6023
6023
6024
498,4
325
593
587
581
S5
S5
6021
6021
6022
6022
6022
6023
6023
15× 600
R760000
R760000

Direct fastening on concrete sleeper with 2
Fastclip FC 1501 and 2 Pandrol insulators
on 1 Pandrol rail pad

Fester direkte pa betongsviller: 2stk Fastclip FC 1501,
Fastclipisolatorer, og Pandrol mellomlegg, leveres av Cogifer

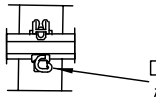

Other fastenings are Pandrol type e2039-1
De andre festene er Pandrol type:e2039-1

Aluminothermic welding

NOTE: *ANMERKNINGER*

- The drawing shows a right hand turnout. The left hand turnout is symmetrical.
- For the sections, see drawing N° 6.399.5862
- *Høyreveksel som tegnet. Venstreveksel som speilbilde*
- *Snitt: Se tegn. nr.: 6.399.5862*

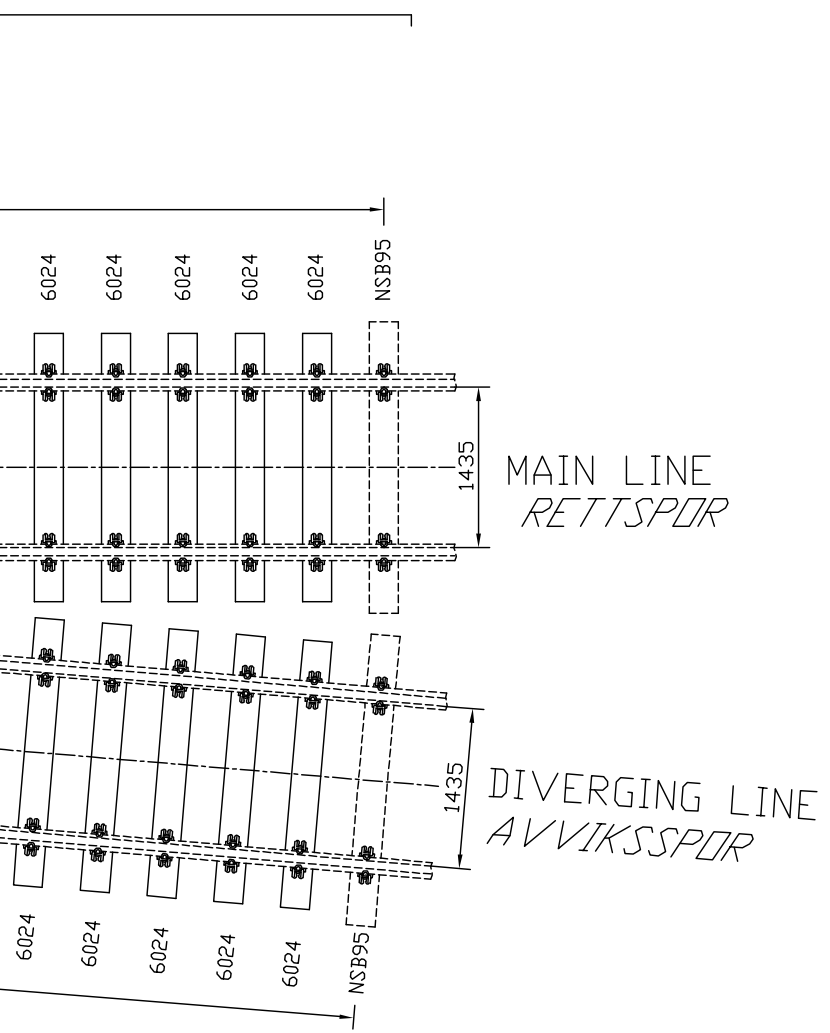
6024
6024
6024
6024
6024
NSB95
1435
MAIN LINE
RETTSPOR
1435
DIVERGING LINE
AVVIKSSPOR
6024
6024
6024
6024
6024
NSB95

BØM mellan FSK och BKS

NR.	ANT.	BENEVNELSE	TEGN.NR.	ART.NR.
9	28	Festedetaljer for Fastclip	4-72679	
8	96	Festedetaljer for Fastclip	4-72677	
7	124	Mellomlegg		Pandrol 5877
6	1	Kjøreskinne, L=18026	3-72790-1	
5	1	Kjøreskinne, L=19239	3-72790-2	
4	1	Kjøreskinne, L=19207	3-72790-3	
3	1	Kjøreskinne, L=17975	3-72790-4	
2	1	Kryssparti	SK3602	
1	1	Tungeparti	SK3601KM	

BØM etter BKS Rettspor

NR.	ANT.	BENEVNELSE	TEGN.NR.	ART.NR.
8	11	Sville 6024		
7	4	Sville 6023		
6	4	Sville 6022		
5	6	Sville 6021		
4	3	S5		
3	76	Mellomlegg		Pandrol 5877
2	2	Festedetaljer for Fastclip/E-Clip	4-72679	
1	74	Festedetaljer for Fastclip	4-72677	

BØM etter BKS Radie

NR.	ANT.	BENEVNELSE	TEGN.NR.	ART.NR.
8	11	Sville 6024		
7	5	Sville 6023		
6	5	Sville 6022		
5	4	Sville 6021		
4	3	S5		
3	76	Mellomlegg		Pandrol 5877
2	2	Festedetaljer for Fastclip/E-Clip	4-72679	
1	74	Festedetaljer for Fastclip	4-72677	

State	Changes	Date	Name		
5	Uppd enl rev 286 samt tabeller & BØM.	2017-11-23	EB		
4	Revision enligt revisionsbeskr. 273	2015-11-18	SL		
3	Revision enligt revisionsbeskr. 127.	12-01-11	AL		
2	Slaglängd driv 2&3 var 87 resp. 76mm.	10-03-31	AA		
1	Ändrat ackumulerade slipersavst.	08-10-30	AL		

EV 1:14 R=760-UIC60

BET.SVILLE/KASSESVILLE MET/MN-KRYSS

ØVERSIKT

Scale 1:50	Date	02.04.2007
	Drawn by	EA
	Checked	23.05.2007
	Checked by	AA
Arkiv bet.		
Erstatn. for		
Leverandør		
Drawing No.	SK3600AKM	

Jernbaneverket

vossloh Switch Systems